



District Report Card: 2017


State: Tamil Nadu	District: Karur
Class: 5	Subject: Language
Schools: 60	Students: 897


Participation/Coverage


Students

GENDER 	Boys		Girls	
	Number	%	Number	%
	426	47.49	471	52.51

AREA 	Rural		Urban	
	Number	%	Number	%
	647	72.13	250	27.87

CATEGORY 	SC		ST		OBC		GEN	
	Number	%	Number	%	Number	%	Number	%
	229	25.53	2	0.22	574	63.99	92	10.26

CWSN 	LD	VI	HI	S&LD	ID	Oth
	0	1	2	1	6	4

Management 	Government		Government-aided	
	Number	%	Number	%
	679	75.70	218	24.30

Average Performance of Students in Language (%)

Overall	Gender		Area		Management		Social Group			
	Male	Female	Rural	Urban	Govt.	Aided	SC	ST	OBC	GEN
58.30	57.31	59.19	56.40	63.20	57.03	62.26	54.93	60.00	59.92	56.52

Performance on Learning Outcomes (LOs)

Learning Outcomes	Description	Average Performance(%)
L504	Reads and comprehends independently storybooks, news items/ headlines, advertisements etc.	59.33
L508	Reads text with comprehension, locates details and sequence of events	57.78

Range of Performance of Students who Answered Correctly							
Below 30%		30% - 50%		50% - 75%		Above 75%	
Number	%	Number	%	Number	%	Number	%
91	10.14	247	27.54	345	38.46	214	23.86

Lowest Performing Learning Outcomes (LOs)

- 1 - Reads text with comprehension, locates details and sequence of events (57.78)
- 2 - Reads and comprehends independently storybooks, news items/ headlines, advertisements etc. (59.33)